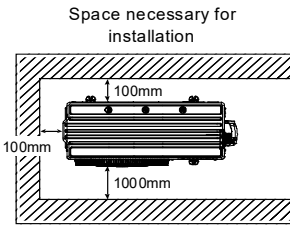



# Abmessungen CU-TZ50/60ZKE

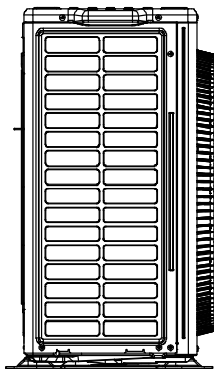


Anchor Bolt Pitch  
330 × 540

<Top View>

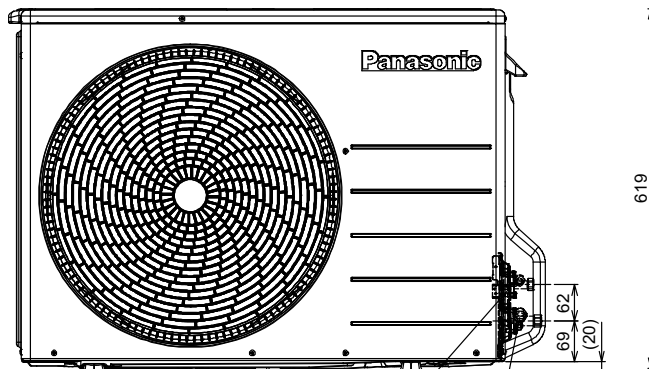


<Side View>



Unit : mm

<Front View>



3-way valve at Gas side  
(Low Pressure)  
2-way valve at Liquid side  
(High Pressure)

<Side View>

